



## See nothing, hear everything

True 3-way in-wall speakers like the CWM LCR7 are unusual. Featuring cutting-edge B&W technology, the LCR7 features twin 100mm (4 in) mica cone bass drivers, a 100mm (4 in) woven Kevlar® cone midrange driver and a Nautilus™ tube-loaded 25mm (1 in) aluminium dome tweeter.

The sound of the CWM LCR7 communicates every audio nuance from low bass to extreme treble and from whispering quiet to sound levels equivalent to live music. The mica bass drivers provide the low frequency snap characteristic of any really good loudspeaker, whilst the Kevlar® midrange driver sounds both warm and clear. The Nautilus™ inspired tweeter combines fine detail with relaxed neutrality.

## Technical Specification

<b>Technical features</b>	Nautilus™ tube-loaded tweeter Woven Kevlar® cone midrange Paper/mica cone bass
<b>Description</b>	3-way in-wall speaker system
<b>Drive units</b>	1x ø25mm (1 in) Nautilus™ tube-loaded tweeter 1x ø100mm (4.0 in) woven Kevlar® cone midrange 3x ø100mm (4.0 in) paper/mica cone bass
<b>Frequency range</b>	-6dB at 54Hz and 30kHz
<b>Frequency response</b>	65Hz-30kHz ±3dB on reference axis
<b>Sensitivity</b>	85dB spl (2.83V, 1m)
<b>Nominal impedance</b>	8Ω (minimum 3.8Ω)
<b>Crossover frequency</b>	3.2kHz
<b>Recommended amplifier power</b>	20W - 150W continuous into 8Ω on unclipped programme
<b>Frame size</b>	625mm (24.6 in) x 175mm (6.9 in)
<b>Cut-out size</b>	600mm (23.6 in) x 150mm (5.9 in)
<b>Min depth req</b>	101mm (3.9 in) from wall surface
<b>Net weight</b>	4.2kg (9.3lb)
<b>Finish</b>	Semi-matt white suitable for customising or pre-painting (paint mask included)
<b>Accessories</b>	Pre-mount kit for new construction (PMK c65) Back Box (BB LCR7)



## Architectural and Engineering Specifications

The loudspeaker system shall be of the mono-amped 3 way type comprising of a single flush mountable rectangular enclosure containing three 4in bass drivers with paper/mica cones, one 4in midrange woven Kevlar cone and one 1in tube loaded aluminium dome tweeter.

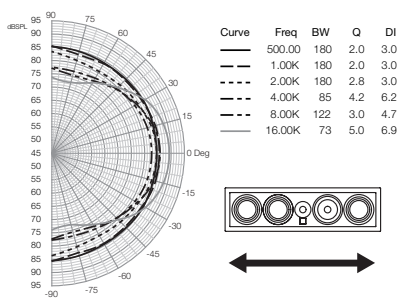
Performance specifications of a typical production unit shall meet or exceed the following:

Frequency response shall be 65 – 30kHz. Nominal impedance shall be 8 Ohm. Total power handling shall be 150W continuous into 8 Ohm on unclipped programme. Sensitivity measured with 2.83V at 1-meter distance on axis, mean averaged between 65 – 30kHz shall be 85dB.

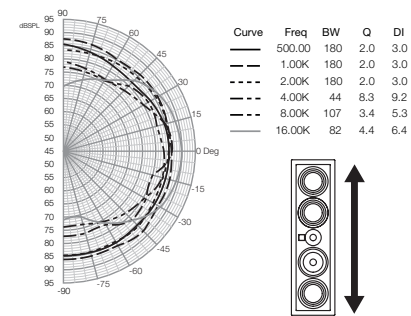
External dimensions shall be 625mm (24.6in) height x 175mm (6.9in) width x 97mm (3.8in) depth. Total weight shall be 4.2kg (9.3lb).

The loudspeaker system shall be the B&W CWM LCR7. No other system shall be acceptable unless the above combined performance are equalled or exceeded.

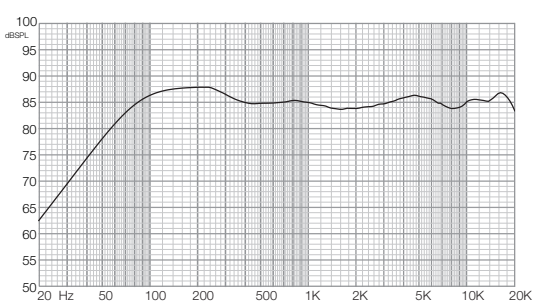
### Polar Response Horizontal



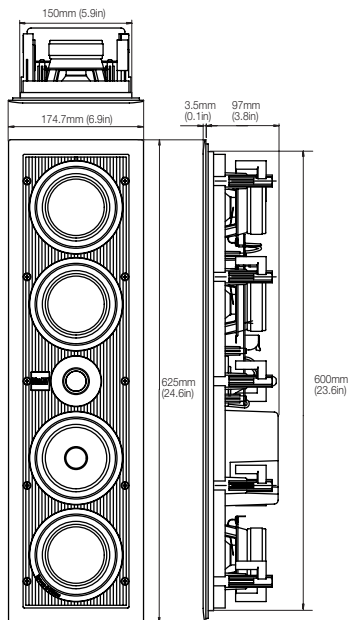
### Polar Response Vertical



### Frequency Response



### Dimensions



## Bowers & Wilkins

[www.bowers-wilkins.com](http://www.bowers-wilkins.com)

Copyright © B&W Group Ltd. E & OE.  
B&W Group Ltd reserves the right to amend details of the specifications without notice in line with technical developments.